



ROTO70.28SPLUSEE4 CVT



MERLO

PERFORMANCE AND FEATURES

ROTO70.28SPLUSEE4 CVT

PERFORMANCE

Total unladen weight (lb)	50155
Maximum capacity (lb)	15500
Lifting height (ft)	91' 9"
Maximum reach (ft)	76' 1"
Maximum operating height (ft)	33' 0"
Maximum operating reach (ft)	21' 5"
Capacity at maximum height (lb)	7000
Capacity at maximum reach (lb)	1900
Lateral boom movement (inch)	-
Tilting correction (%)	± 12; ± 4
Boom sections	4

POWERTRAIN

Turbo motor	FPT NEF45
Displacement/cylinders	4500/4
Engine Power (kW/HP)	125/170
Anti-pollution technology	TIER 4, DOC+SCR
Reversible fan	-
Maximum speed (mph)	25
Fuel tank (gal)	39.6
AdBlue tank (gal)	11.4
Hydrostatic transmission	CVTronic
EPD	●
Auto-revving joystick	●
Axles - Reducers	Axial, Epicyclic
Machine brakes	Wet discs
Automatic parking brake	●

HYDRAULIC

Hydraulic pump	2 - LS + FS
Flow rate/pressure (gal/min – psi)	41,7+26,4 - 3771
Hydraulic tank (gal)	58.1
Hydraulic outlet at the top of the boom	●
Rear hydraulic outlets	-

CAB


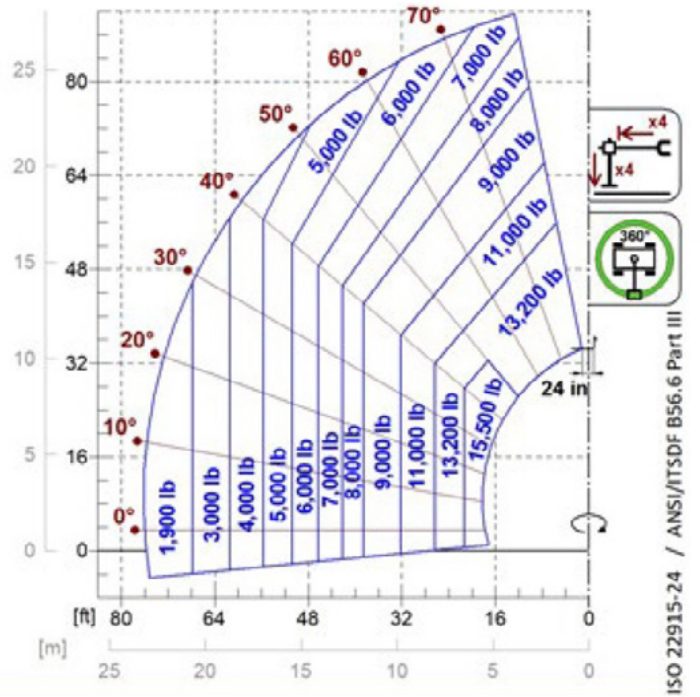
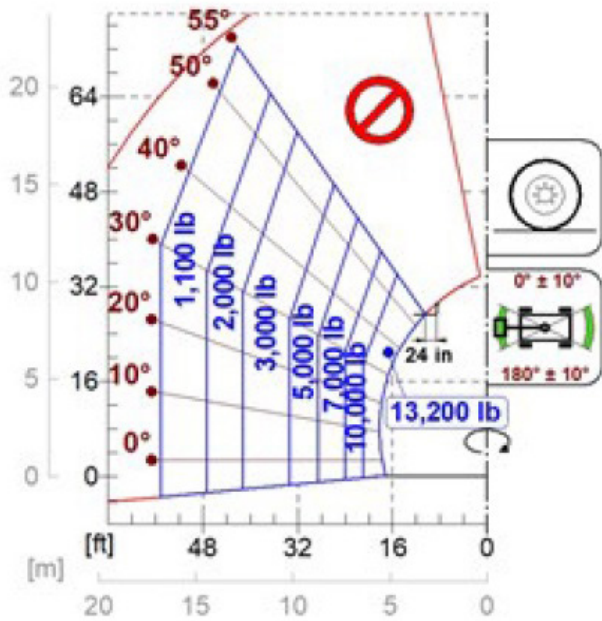
Cab configuration	Premium
ASCS Adaptive Stability Control System	Full
FOPS LIV II cab	●
ROPS cab	●
Cab commands	Electronic joystick control
Tilting Cab	●
Reverse shuttle	Dual Reverse

CONFIGURATION

Cab suspension	-
Boom suspension	○
Suspension on axles	●
Work headlights on cab	●
Sun blind	●
Tac-lock	●
Provision for a platform	●
Two floating forks	●
Inching-Control	-
Four-wheel drive	●
Four-wheel steering	●
Three steering modes	●
Standard tyres	445/80 R 25
Optional tyres	-
Stabilisers	Multiposition
Turret rotation	continuous
Type approval as an agricultural tractor	-
Approval with PNEUMATIC braking	-
Approval with HYDRAULIC braking	-
PTO	-
3-point linkage	-

- Not Available. ● standard. ○ optional.

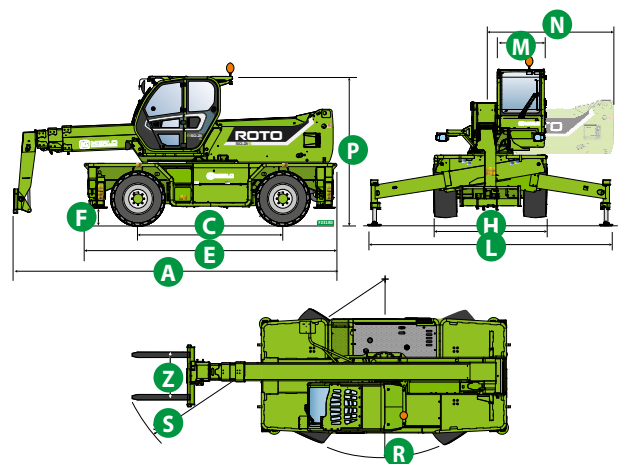
LOAD CHARTS



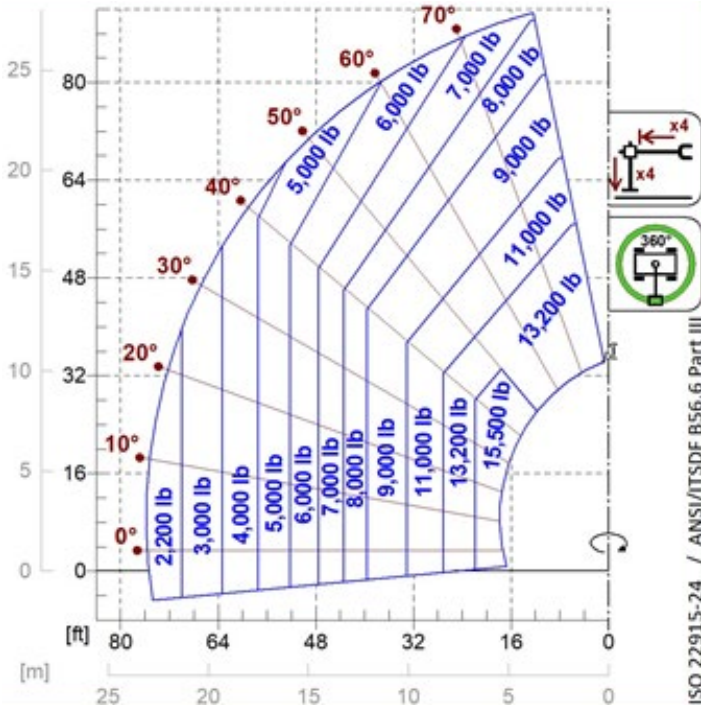
ROTO70.28SPLUSEE4 CVT

DIMENSIONS

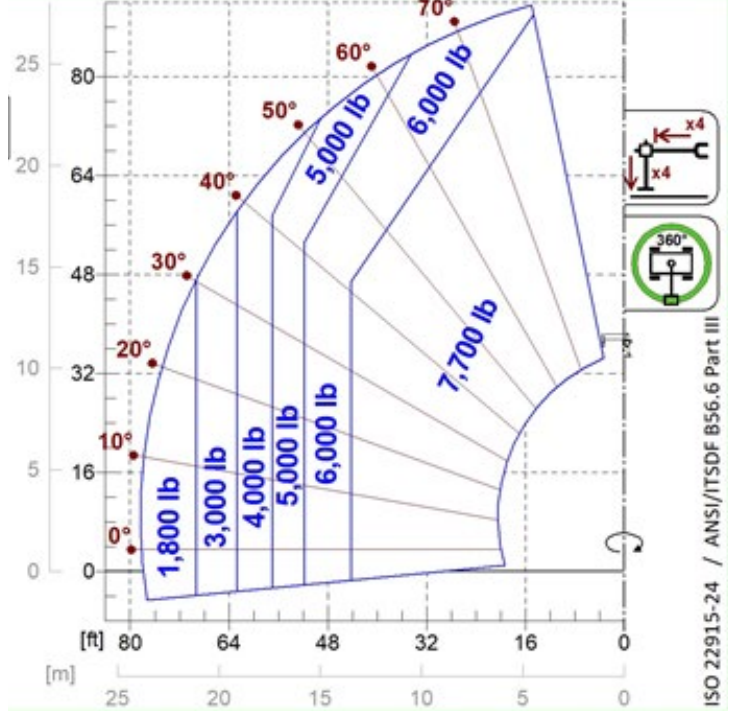
	ROTO 70.28 SPLUSEE4 CVT		
A (inch)	327.2		
C (inch)	148.8		
E (inch)	272.0		
F (inch)	12.4		
H (inch)	100.0		
L (inch)	-		
M (inch)	39.8		
N (inch)	-		
P (inch)	130.9		
R (inch)	190.6		
S (inch)	272.4		
Z (inch)	33.5		



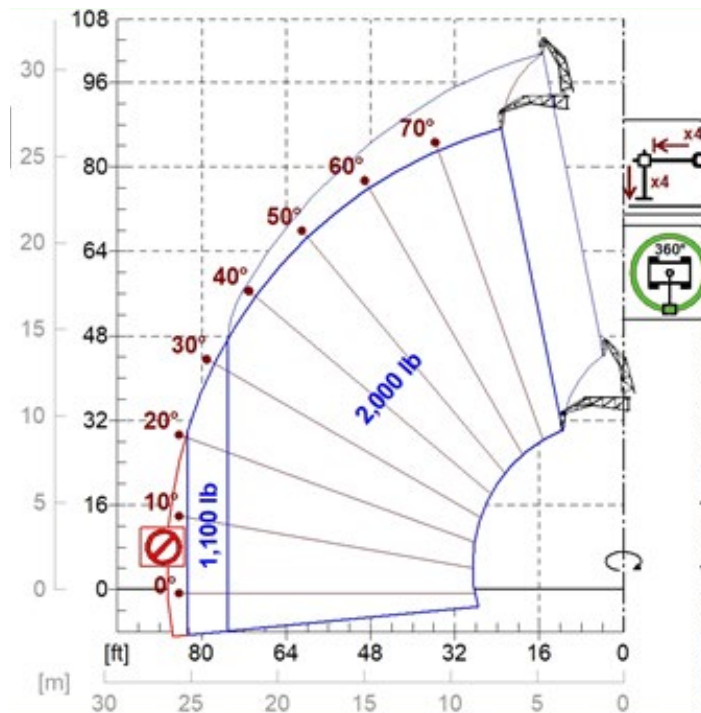
LOAD CHARTS



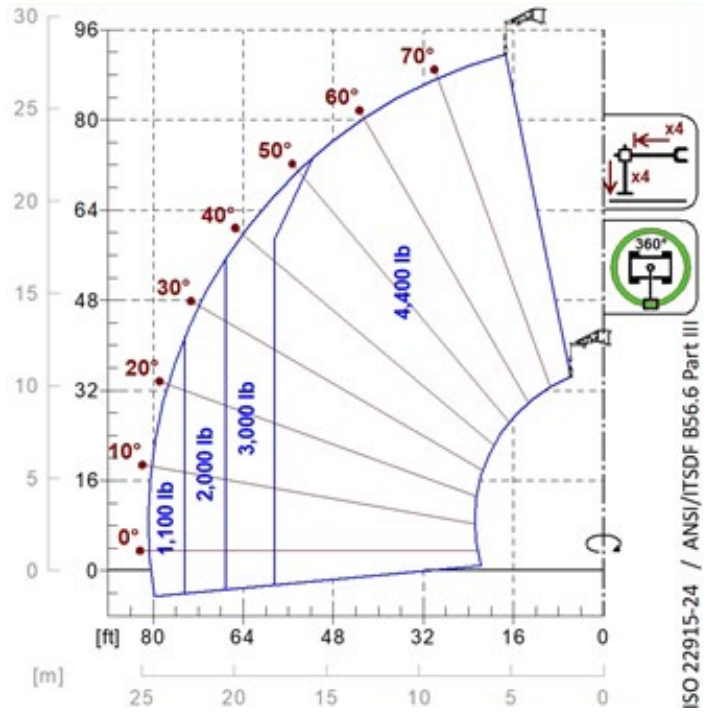
A1001



A1119B

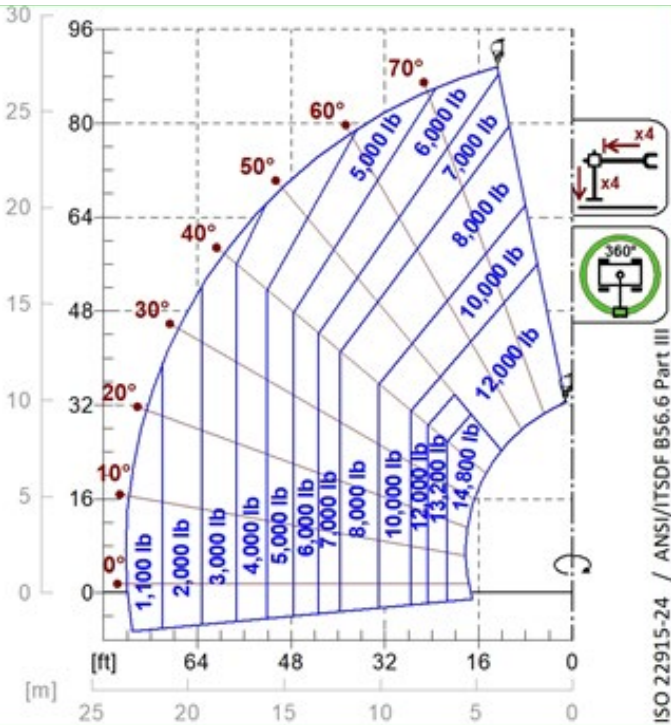


A1220B
A1320B

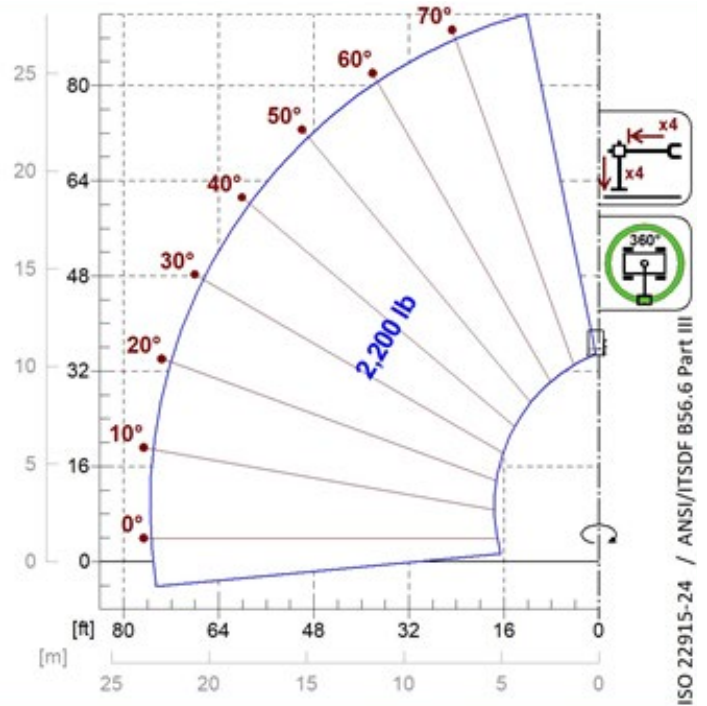


A1321B

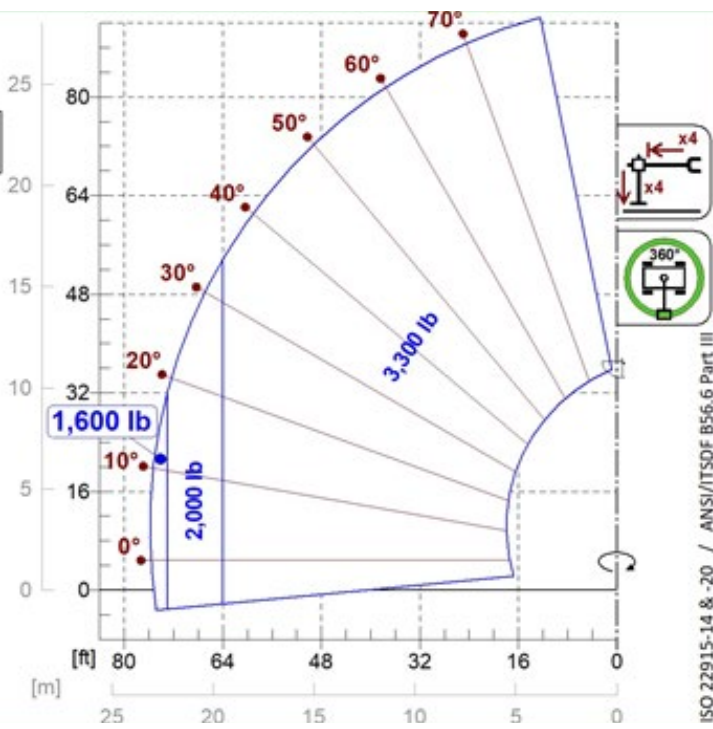
LOAD CHARTS



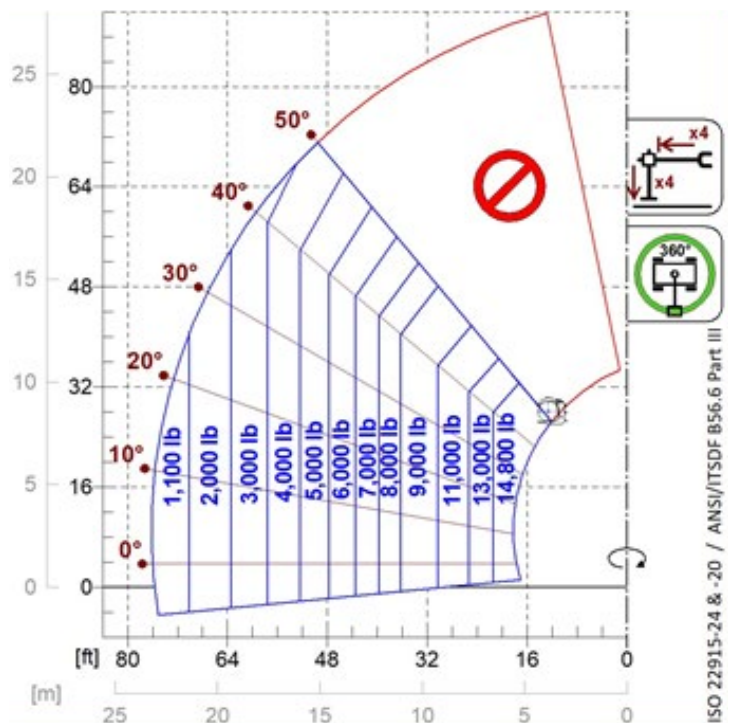
A2768
A2769



A1900



A0849



A2200



MERLO S.P.A.
Via Nazionale, 9
12010 S. Defendente di Cervasca
(Cuneo) Italia
Tel. +39 0171 614111
Fax +39 0171 684101

info@merlo.com
www.merlo.com

Your Merlo dealer

DS_ROT07028EE4 _0721_N.A.