



ROTO70.24SPLUSEE4



MERLO

PERFORMANCE AND FEATURES

ROTO70.24SPLUSEE4

PERFORMANCE

Total unladen weight (lb)	44533
Maximum capacity (lb)	15500
Lifting height (ft)	79' 4"
Maximum reach (ft)	67' 3"
Maximum operating height (ft)	24' 0"
Maximum operating reach (ft)	19' 5"
Capacity at maximum height (lb)	6000
Capacity at maximum reach (lb)	2000
Lateral boom movement (inch)	-
Tilting correction (%)	± 12; ± 4
Boom sections	4

POWERTRAIN

Turbo motor	FPT NEF45
Displacement/cylinders	4500/4
Engine Power (kW/HP)	125/170
Anti-pollution technology	TIER 4, DOC+SCR
Reversible fan	-
Maximum speed (mph)	25
Fuel tank (gal)	39.6
AdBlue tank (gal)	11.4
Hydrostatic transmission	● - 2V
EPD	●
Auto-revving joystick	●
Axles - Reducers	Axial, Epicyclic
Machine brakes	Dry discs
Automatic parking brake	●

HYDRAULIC

Hydraulic pump	2 - LS + FS
Flow rate/pressure (gal/min – psi)	36,5 + 26,4 - 3626/3336
Hydraulic tank (gal)	31.7
Hydraulic outlet at the top of the boom	●
Rear hydraulic outlets	-

CAB


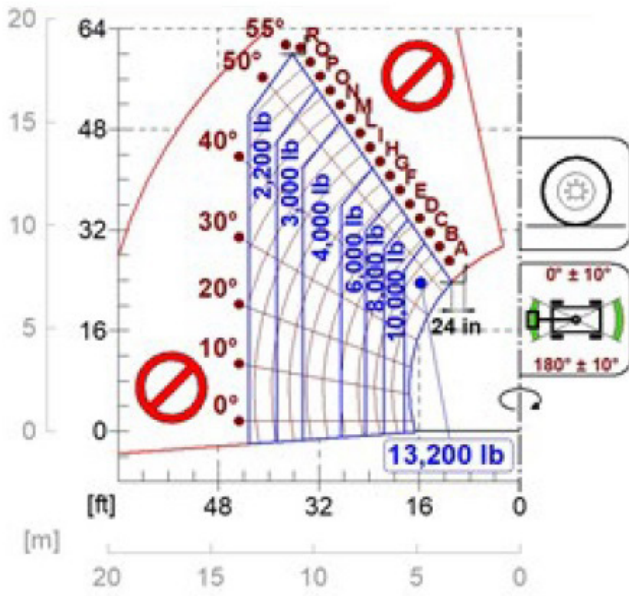
Cab configuration	Premium
ASCS Adaptive Stability Control System	Full
FOPS LIV II cab	●
ROPS cab	●
Cab commands	Electronic joystick control
Tilting Cab	●
Reverse shuttle	Dual Reverse

CONFIGURATION

Cab suspension	-
Boom suspension	○
Suspension on axles	●
Work headlights on cab	○ - Led
Sun blind	●
Tac-lock	●
Provision for a platform	●
Two floating forks	●
Inching-Control	-
Four-wheel drive	●
Four-wheel steering	●
Three steering modes	●
Standard tyres	445/65-R22.5
Optional tyres	-
Stabilisers	Multiposition
Turret rotation	continuous
Type approval as an agricultural tractor	-
Approval with PNEUMATIC braking	-
Approval with HYDRAULIC braking	-
PTO	-
3-point linkage	-

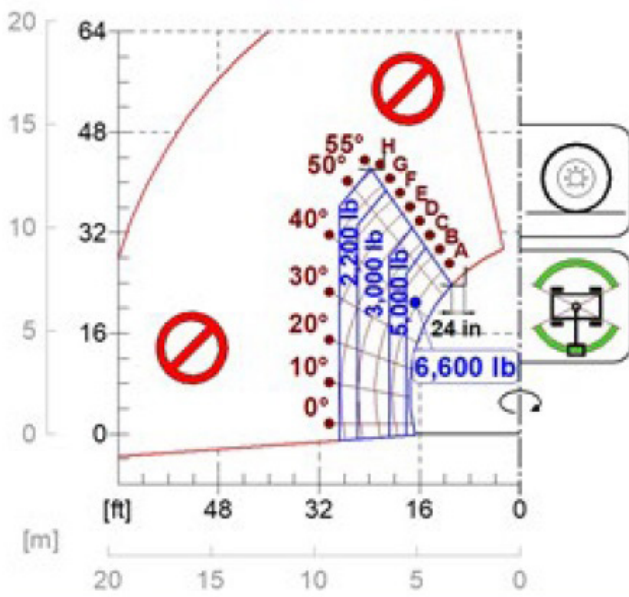
- Not Available. ● standard. ○ optional.

LOAD CHARTS



ISO 22915-24 / ANSI/ITSDF B56.6 Part III

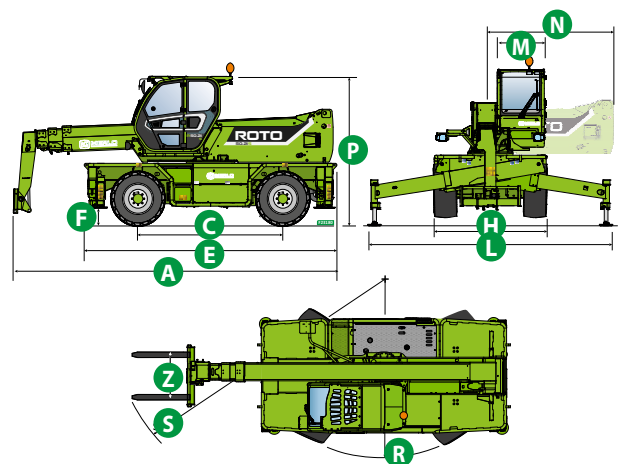
ROTO70.24SPLUSEE4




DIMENSIONS

ROTO 70.24 SPLUSEE4

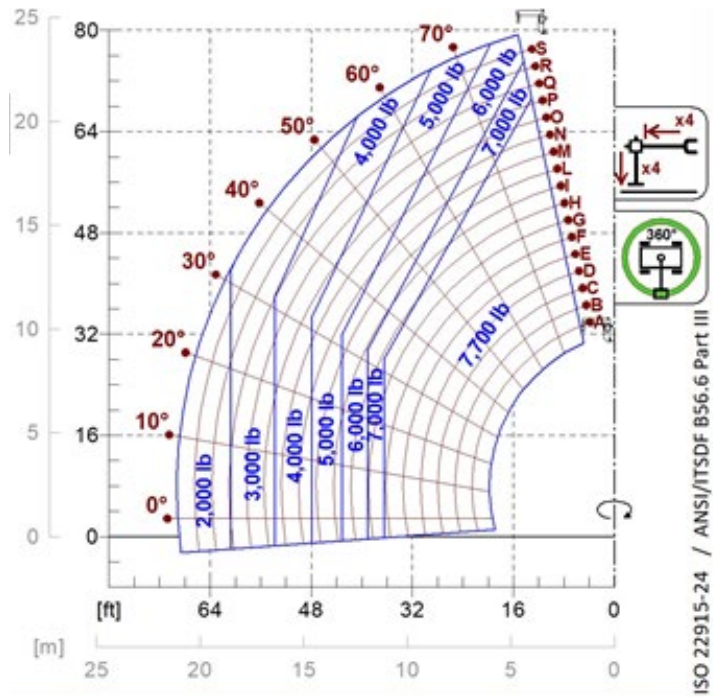
A (inch)	297.0		
C (inch)	126.0		
E (inch)	221.3		
F (inch)	11.4		
H (inch)	98.0		
L (inch)	-		
M (inch)	39.8		
N (inch)	-		
P (inch)	124.4		
R (inch)	177.2		
S (inch)	266.5		
Z (inch)	33.5		



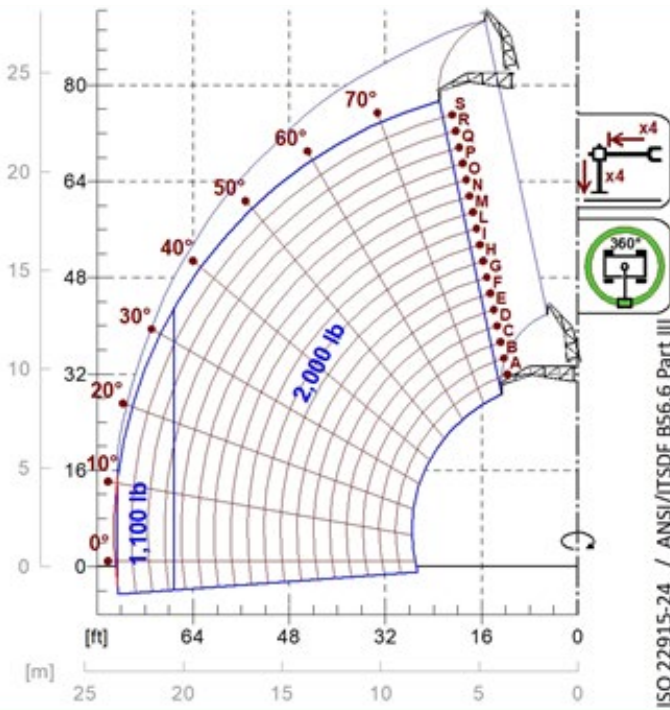
LOAD CHARTS



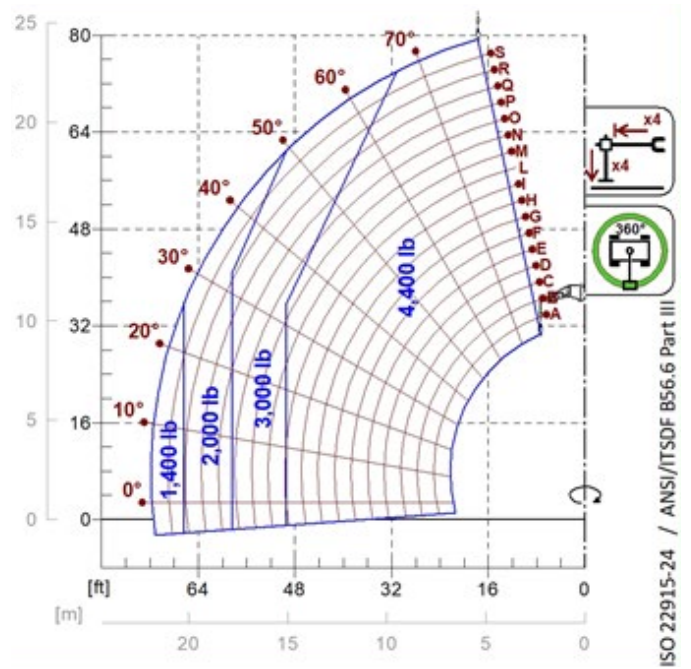
A1001



A1119B

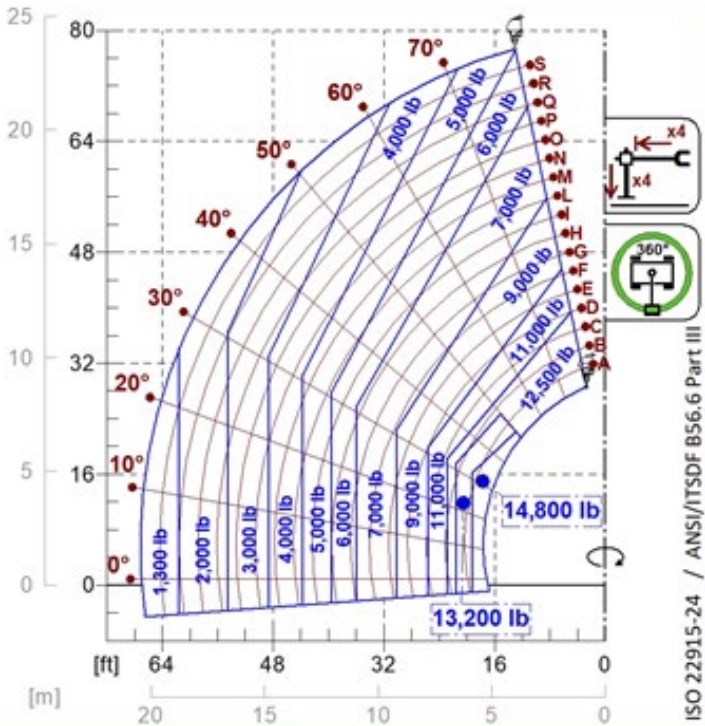


A1220B
A1320B

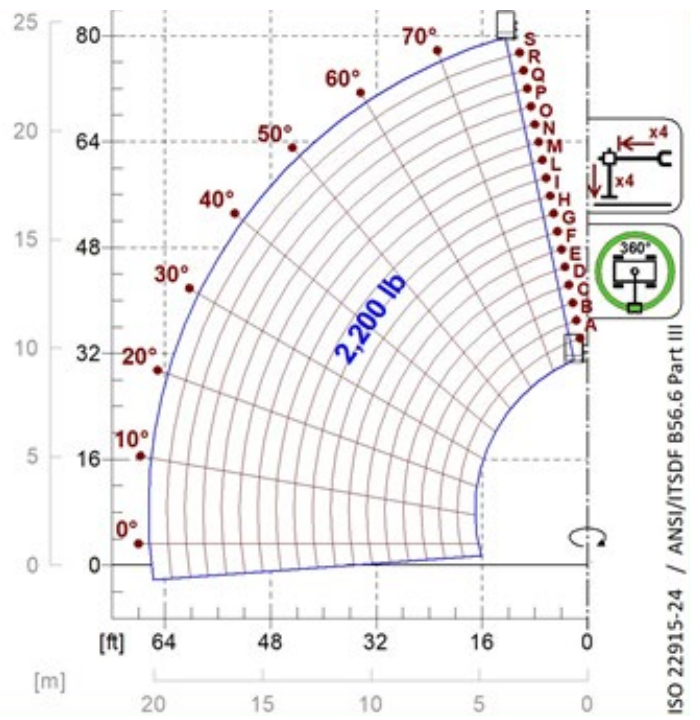


A1321B

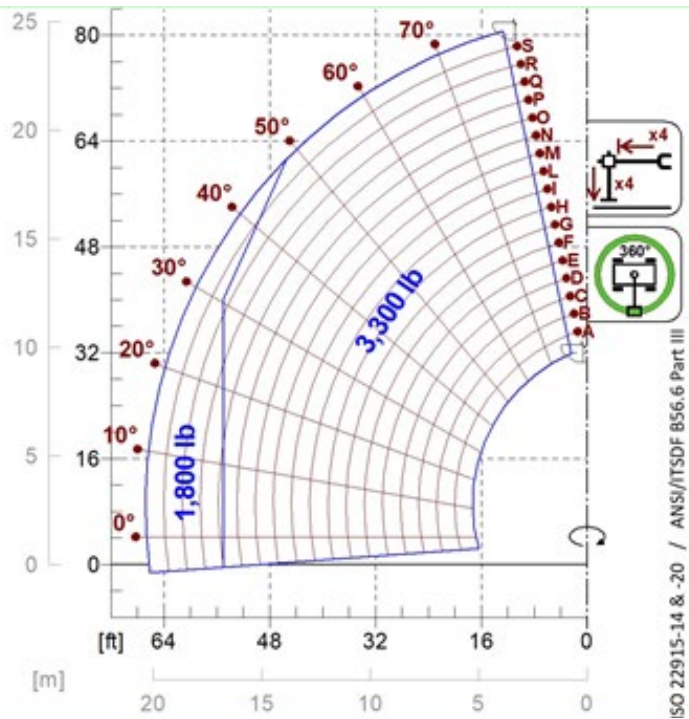
LOAD CHARTS



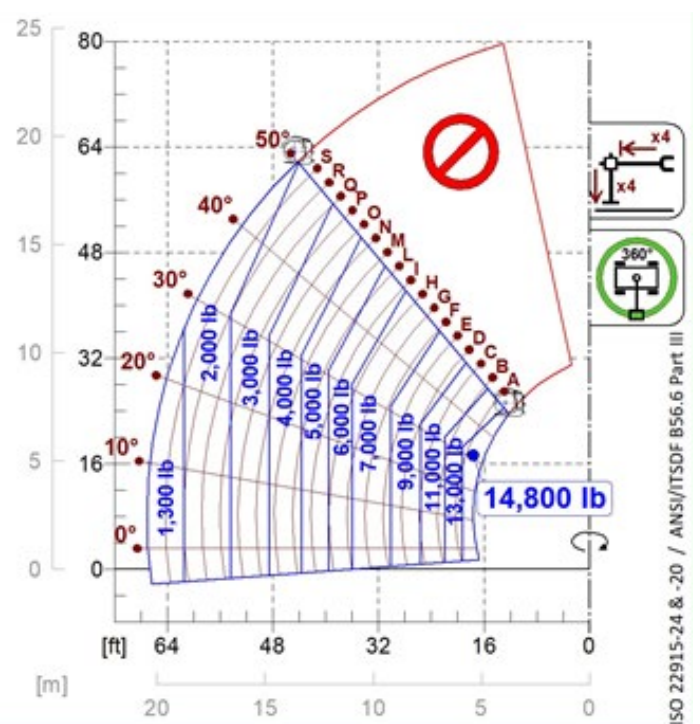
A2768
A2769



A1900



A0849



A2200



MERLO S.P.A.

Via Nazionale, 9
12010 S. Defendente di Cervasca
(Cuneo) Italia

Tel. +39 0171 614111

Fax +39 0171 684101

info@merlo.com

www.merlo.com

Your Merlo dealer

DS_ROT07024EE4 _0721_N.A.