



ROTO50.26



MERLO

PERFORMANCE AND FEATURES

ROTO50.26

PERFORMANCE

Total unladen weight (lb)	36597
Maximum capacity (lb)	11000
Lifting height (ft)	85' 0"
Maximum reach (ft)	75' 1"
Maximum operating height (ft)	32' 0"
Maximum operating reach (ft)	23' 0"
Capacity at maximum height (lb)	3000
Capacity at maximum reach (lb)	200
Lateral boom movement (inch)	-
Tilting correction (%)	-
Boom sections	5

POWERTRAIN

Turbo motor	FPT F34
Displacement/cylinders	3400/4
Engine Power (kW/HP)	55,4/75
Anti-pollution technology	TIER 4, DOC+DPF
Reversible fan	-
Maximum speed (mph)	15.5
Fuel tank (gal)	39.6
AdBlue tank (gal)	-
Hydrostatic transmission	● - 2V
EPD	●
Auto-revving joystick	●
Axles - Reducers	Drop portal - RR700
Machine brakes	Dry discs
Automatic parking brake	●

HYDRAULIC

Hydraulic pump	LS + FS
Flow rate/pressure (gal/min – psi)	27,3 - 3626
Hydraulic tank (gal)	31.7
Hydraulic outlet at the top of the boom	●
Rear hydraulic outlets	-

CAB

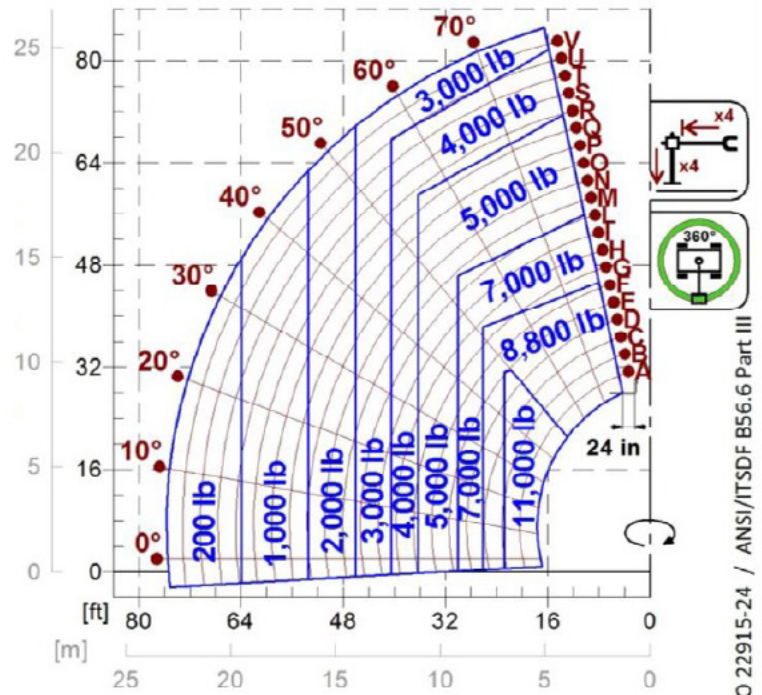
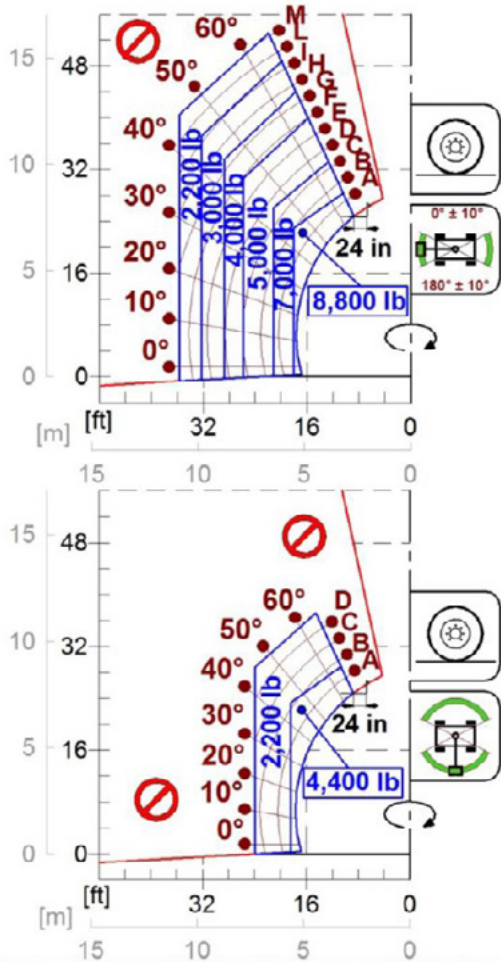
Cab configuration	Premium
ASCS Adaptive Stability Control System	Full
FOPS LIV II cab	●
ROPS cab	●
Cab commands	Electronic joystick control
Tilting Cab	-
Reverse shuttle	Dual Reverse

CONFIGURATION

Cab suspension	-
Boom suspension	-
Suspension on axles	-
Work headlights on cab	○ - Led
Sun blind	●
Tac-lock	●
Provision for a platform	●
Two floating forks	●
Inching-Control	-
Four-wheel drive	●
Four-wheel steering	●
Three steering modes	●
Standard tyres	18-22.5
Optional tyres	500/60-R22,5; 445/65-R22,5
Stabilisers	Multiposition
Turret rotation	600°
Type approval as an agricultural tractor	-
Approval with PNEUMATIC braking	-
Approval with HYDRAULIC braking	-
PTO	-
3-point linkage	-

- Not Available. ● standard. ○ optional.

LOAD CHARTS

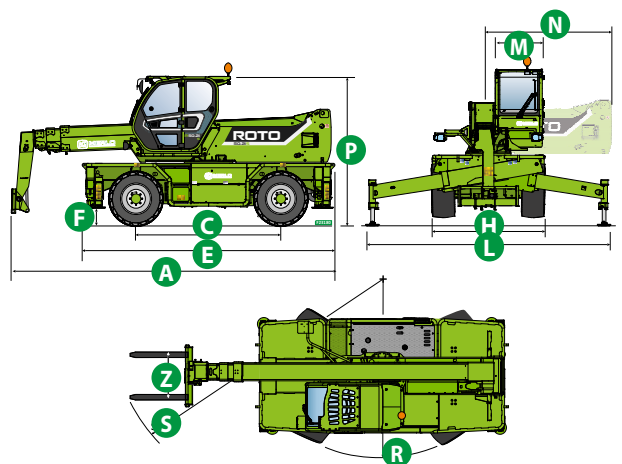


ISO 22915-24 / ANSI/ITSDF B56.6 Part III

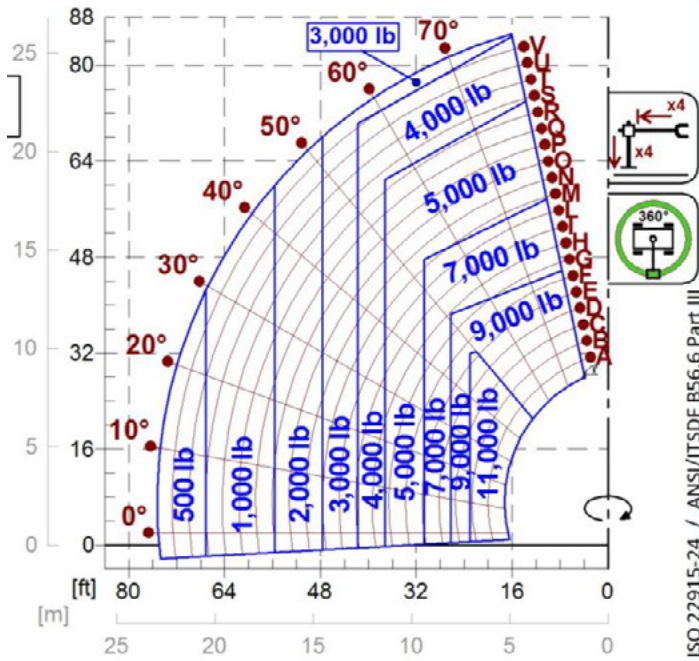
ROTO50.26

DIMENSIONS

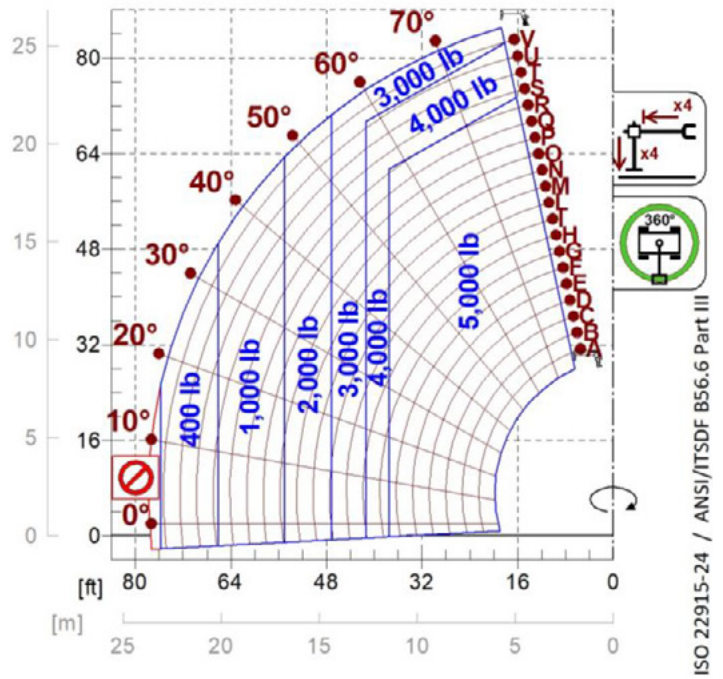
	ROTO 50.26		
A (inch)	281.5		
C (inch)	120.9		
E (inch)	211.4		
F (inch)	14.6		
H (inch)	95.7		
L (inch)	-		
M (inch)	39.8		
N (inch)	-		
P (inch)	122.8		
R (inch)	151.6		
S (inch)	248.4		
Z (inch)	33.5		



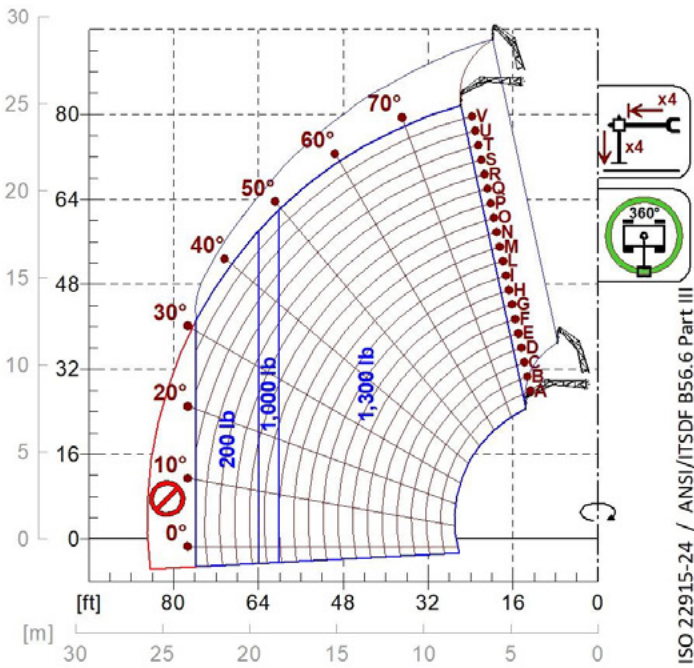
LOAD CHARTS



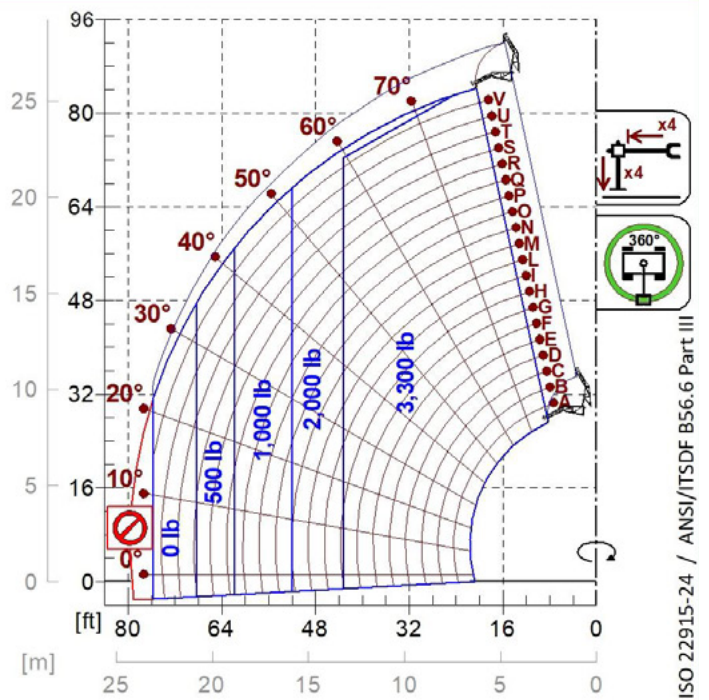
A1000



A1118B

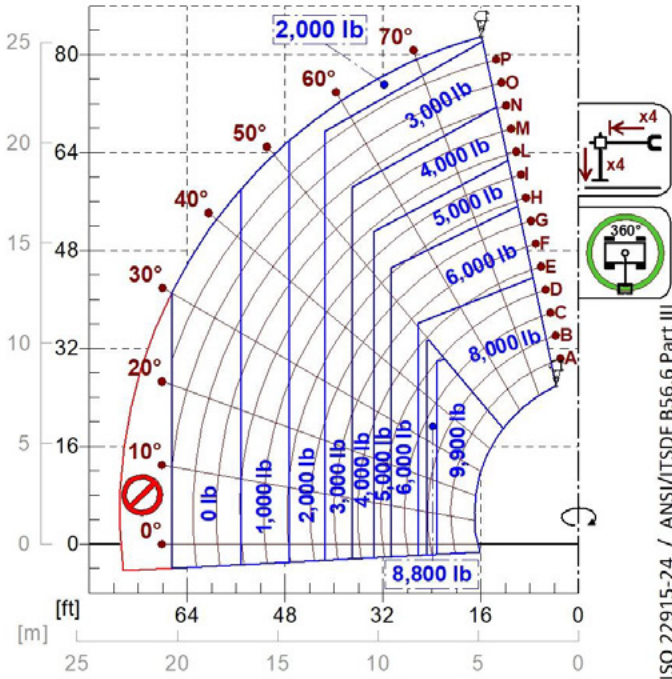


A1200B
A1300B

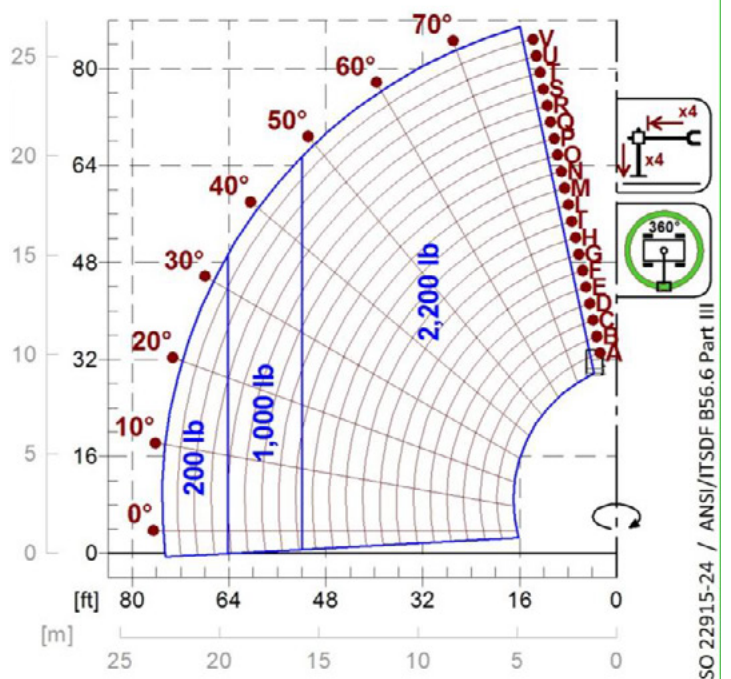


A1210B
A1310B

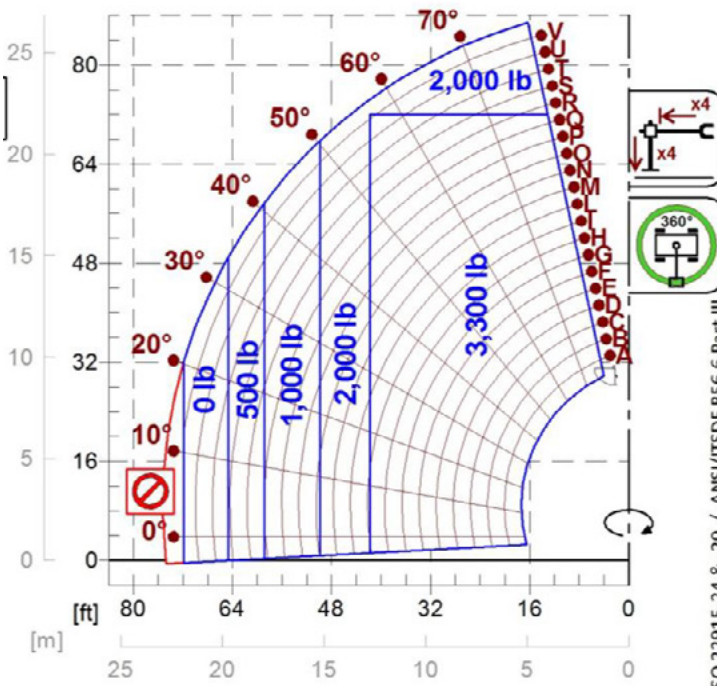
LOAD CHARTS



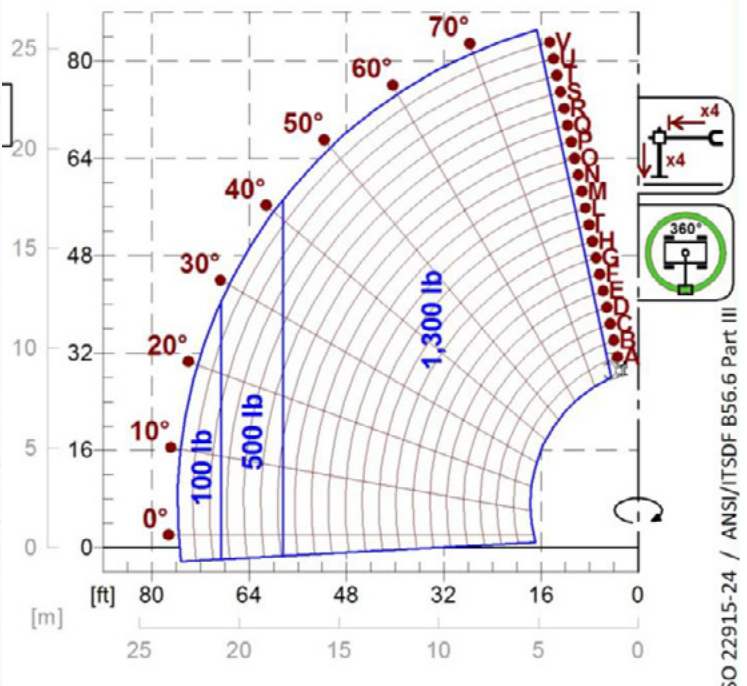
A2765
A2766



A1900



A0844



A2210



MERLO S.P.A.
Via Nazionale, 9
12010 S. Defendente di Cervasca
(Cuneo) Italia
Tel. +39 0171 614111
Fax +39 0171 684101

info@merlo.com
www.merlo.com

Your Merlo dealer

DS_ROT05026 _0721_N.A.