



ROTO40.18S

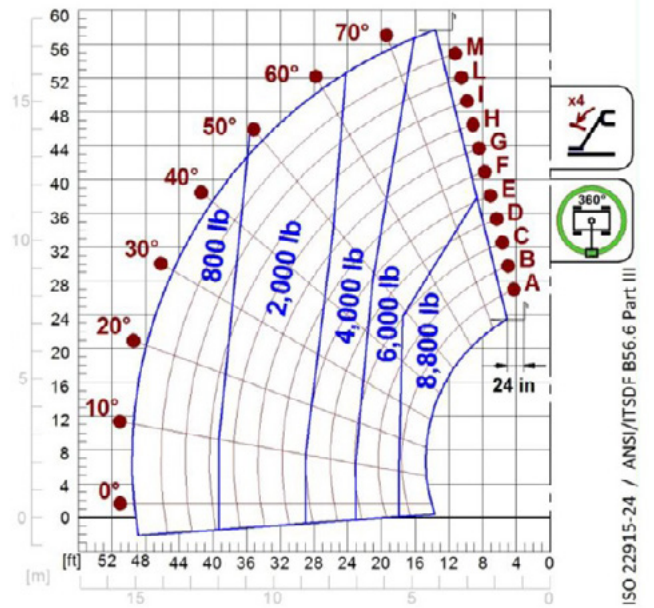
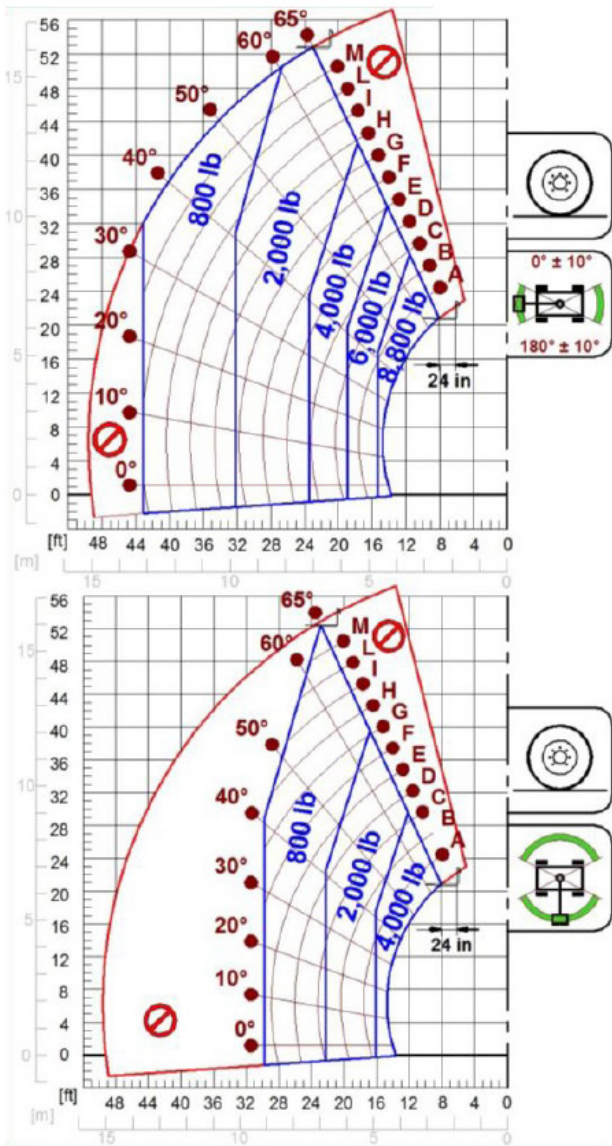


MERLO

PERFORMANCE AND FEATURES	ROTO40.18S		
PERFORMANCE			
Total unladen weight (lb)	29983		
Maximum capacity (lb)	8800		
Lifting height (ft)	58' 1"		
Maximum reach (ft)	49' 2"		
Maximum operating height (ft)	38' 0"		
Maximum operating reach (ft)	18' 0"		
Capacity at maximum height (lb)	6000		
Capacity at maximum reach (lb)	800		
Lateral boom movement (inch)	-		
Tilting correction (%)	± 12; ± 4		
Boom sections	4		
POWERTRAIN			
Turbo motor	FPT F36		
Displacement/cylinders	3600/4		
Engine Power (kW/HP)	90/122		
Anti-pollution technology	TIER 4, DOC + DPF+ SCR		
Reversible fan	-		
Maximum speed (mph)	25		
Fuel tank (gal)	37		
AdBlue tank (gal)	4.8		
Hydrostatic transmission	● - 2V		
EPD	●		
Auto-revving joystick	●		
Axles - Reducers	Drop portal - RR700		
Machine brakes	Dry discs		
Automatic parking brake	●		
HYDRAULIC			
Hydraulic pump	LS + FS		
Flow rate/pressure (gal/min – psi)	27,3 - 3626		
Hydraulic tank (gal)	42.8		
Hydraulic outlet at the top of the boom	●		
Rear hydraulic outlets	-		
CAB			
Cab configuration	Premium		
ASCS Adaptive Stability Control System	Full		
FOPS LIV II cab	●		
ROPS cab	●		
Cab commands	Electronic joystick control		
Tilting Cab	-		
Reverse shuttle	Dual reverse		
CONFIGURATION			
Cab suspension	-		
Boom suspension	-		
Suspension on axles	●		
Work headlights on cab	○ - Led		
Sun blind	●		
Tac-lock	●		
Provision for a platform	●		
Two floating forks	●		
Inching-Control	-		
Four-wheel drive	●		
Four-wheel steering	●		
Three steering modes	●		
Standard tyres	400/70-20"		
Optional tyres	405/70-R20		
Stabilisers	On/Off		
Turret rotation	415°		
Type approval as an agricultural tractor	-		
Approval with PNEUMATIC braking	-		
Approval with HYDRAULIC braking	-		
PTO	-		
3-point linkage	-		

- Not Available. ● standard. ○ optional.

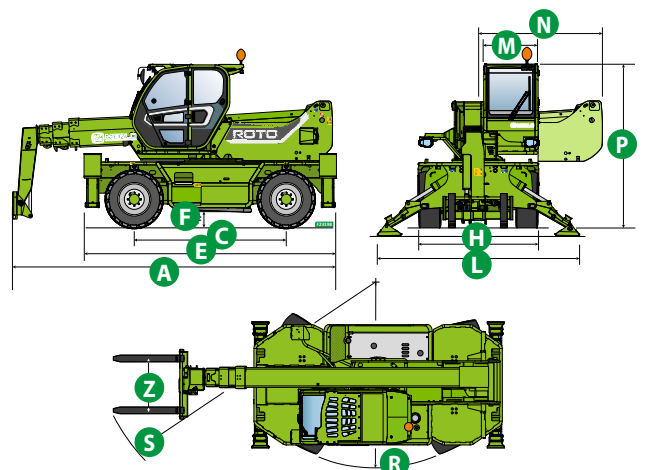
LOAD CHARTS



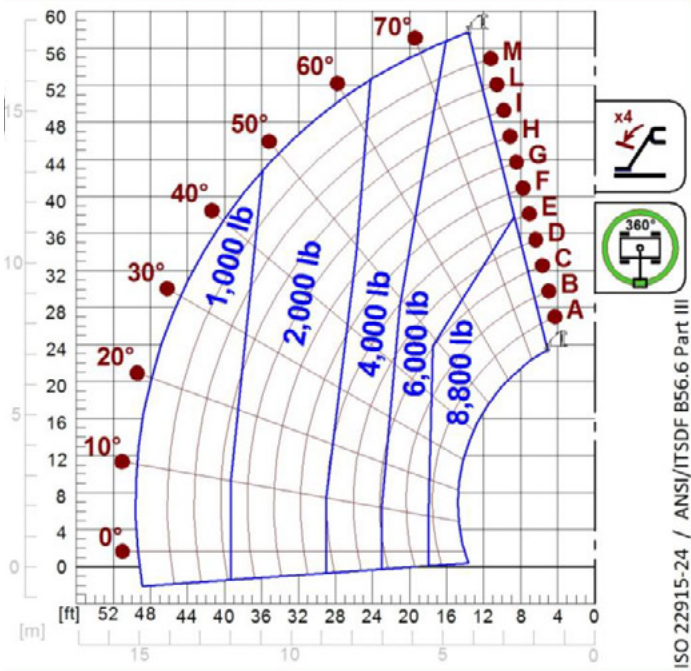
ROTO40.18

DIMENSIONS

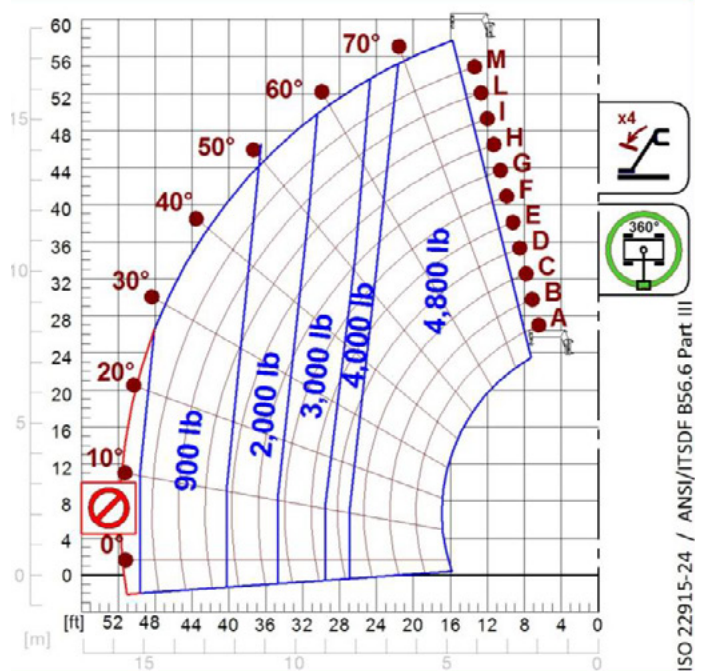
	ROTO 45.18S		
A (inch)	237.4		
C (inch)	112.6		
E (inch)	187.0		
F (inch)	11.4		
H (inch)	88.2		
L (inch)	-		
M (inch)	39.8		
N (inch)	-		
P (inch)	117.3		
R (inch)	157.5		
S (inch)	226.4		
Z (inch)	33.5		



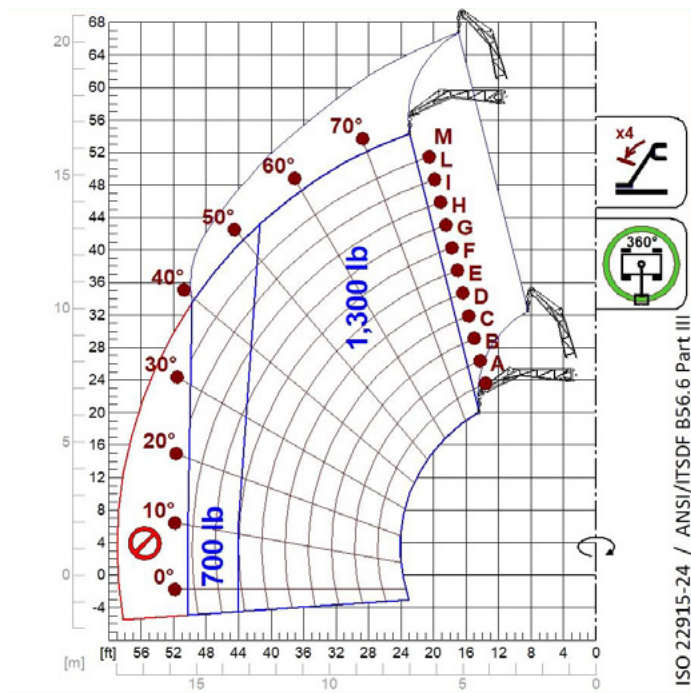
LOAD CHARTS



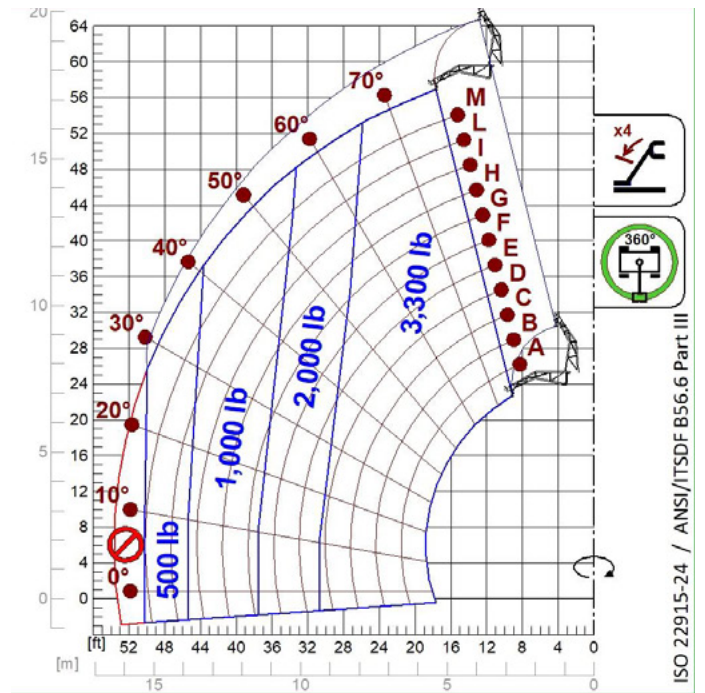
A1000



A1118B

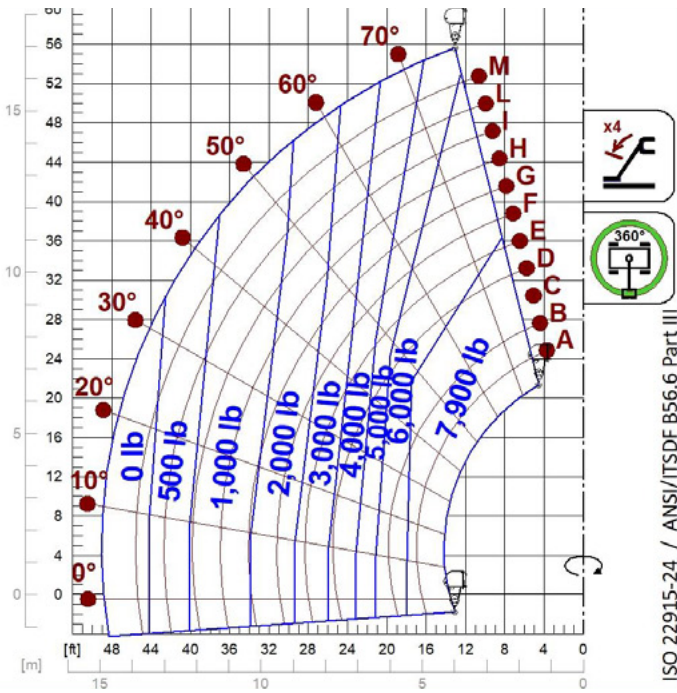


A1200B
A1300B

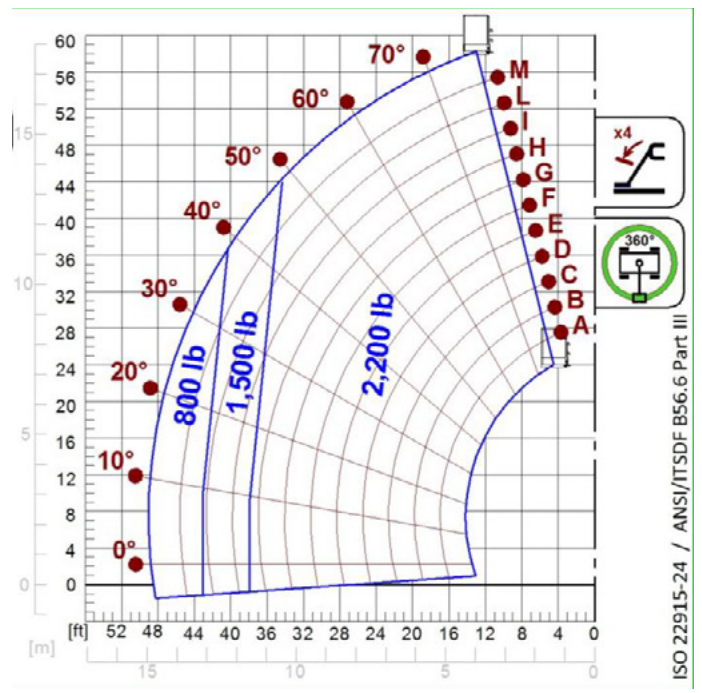


A1210B
A1310B

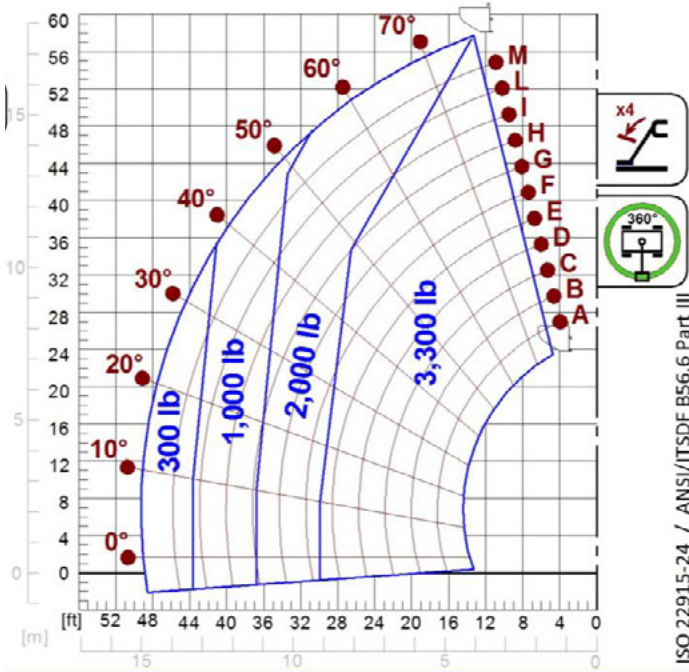
LOAD CHARTS



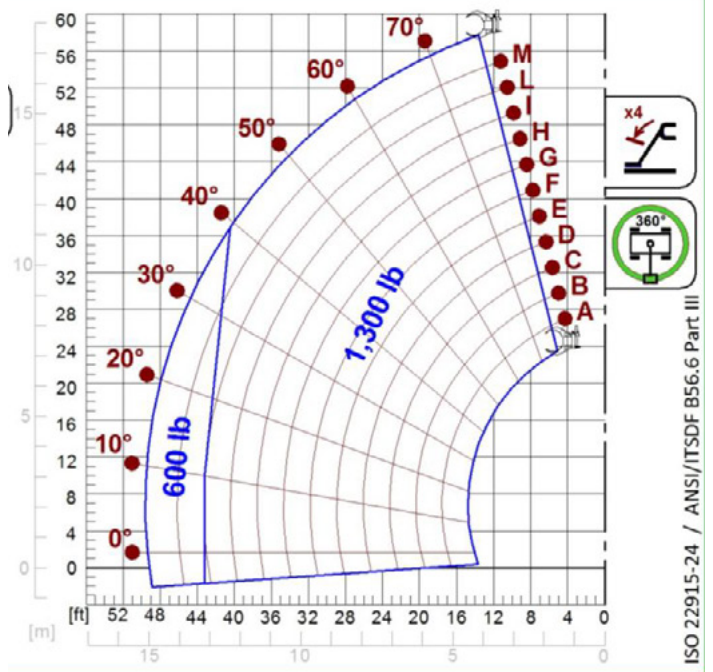
A2765
A2766



A1900



A0844



A2210



MERLO S.P.A.
Via Nazionale, 9
12010 S. Defendente di Cervasca
(Cuneo) Italia
Tel. +39 0171 614111
Fax +39 0171 684101

info@merlo.com
www.merlo.com

Your Merlo dealer

DS_ROT04018 _0721_N.A.